



ZODIAC INTERNATIONAL


DIVISION MARINE

SEA RIB RESPONDER

ZODIAC 870 SRR

Z82053
Rev 10 – Apr 10th 2009
TECHNICAL DATA SHEET

*On special orders:
Z82054 (Black collar)*



Evolved from a long line of Navy RIB

Zodiac's Sea Rib Responders are built for Military use, so their hulls are reinforced to take the maximum G forces that are applied when fully laden and powered at maximum speed. They are simple, functional, tough, and have been designed to improve maintenance and user's comfort. Their collar is made of heavy-duty neoprene Hypalon fabric with Zodiac's special intercommunicating valves. It is removable to make maintenance and eventual change easier and faster.

The SRR decks are self draining, and feature a molded bow box and aft motor well to provide convenient storage volumes (*). These boats come with a large capacity built in fuel tank (*) with a deck access hatch to the fuel connections and gauge, as well as a removable cover for tank maintenance and possible change. Besides, the total deck area is open and reinforced allowing installation of our wide range of steering consoles, bolsters and other equipment in various customized configurations.

(*) except SRR 420

Nota : console and bolster are optional accessories.

The overall appearances of the watercraft depicted in this document are trademarks of Zodiac

THIS MATERIAL CONTAINS PROPRIETARY DATA BELONGING TO ZODIAC INTERNATIONAL. UNAUTHORIZED DISCLOSURE, USE OR REPRODUCTION WILL RESULT IN LIABILITY. ZODIAC RESERVES THE RIGHT TO CHANGE THE SPECIFICATIONS OF THIS TECHNICAL DATA SHEET WITHOUT NOTICE.

Dimensions and weight + or - 3 % (5% on prototype)

page 1 / 9



ZODIAC INTERNATIONAL

DIVISION MARINE

BOAT DEFINITION

CAPACITY

. maximum number of persons		
(ISO12217, Design category B) :	9	9
(ISO12217, Design category C) :	18	18
. maximum payload including engine and fuels		
(ISO12217, Design category B) :	2200 kg	4850 lbs
(ISO12217, Design category C) :	2750 kg	6063 lbs
. floorboard usable area :	12,56 m ²	135 sq ft
. flat-floorboard area :	7.68 m ²	83 sq ft
. buoyancy volume :	5629 L	198 cu. ft

DIMENSIONS

. overall length (without engine):	8.78 m	28'10"
. inside length :	7.45 m	24'05"
. overall width :	3.05 m	10'01"
. inside width :	1.85 m	6'01"
. weight empty (hull, fuel tank & collar only) :	1400 kg	3086 lb
. buoyancy tube diameter :	0.600 m	23,64"
. hull storage dimensions :	7.78x2.27x1.37	
	25'06"x7'05"x4'06"	

ENGINE POWER

. shaft length (Single) :	XXL, 762 mm	30"
. shaft length (Twin) :	XL, 635 mm	25"
. recommended power (Single) :	187 kW	250 HP
. recommended power (Twin) :	2x131 kW	2x175 HP
. maximum power (Single) :	261 kW	350 HP
. maximum power (Twin) :	2x186.4 kW	2x250 HP
. maximum engine weight (Single) :	390 Kg	860 lbs
. maximum engine weight (Twin) :	2x280 Kg	2x617 lbs

THIS MATERIAL CONTAINS PROPRIETARY DATA BELONGING TO ZODIAC INTERNATIONAL. UNAUTHORIZED DISCLOSURE, USE OR REPRODUCTION WILL RESULT IN LIABILITY. ZODIAC RESERVES THE RIGHT TO CHANGE THE SPECIFICATIONS OF THIS TECHNICAL DATA SHEET WITHOUT NOTICE.

Dimensions and weight + or - 3 % (5% on prototype)

page 2 / 9



ZODIAC INTERNATIONAL

DIVISION MARINE

BUOYANCY TUBE (SLIDE ON)

BUOYANCY TUBE - CONSTRUCTION

- . removable collar, bolt rope and bolted bow skirt assembly : yes
- . buoyancy tube fabric : 1670 dtx polyester, hypalon neoprene, navy grey
- . intercommunication inflation valves : 6
- . all around flat rubbing strake, black : 3
- . additional bow rubbing strake horizontal, black : 2

BUOYANCY TUBE - SAFETY / INFLATION

- . number of airtight compartments : 7
- . inflation pressure : 0.24 bar 3.4 P.S.I.
- . intercommunication / inflation valves : 6

BUOYANCY TUBE - HANDLING

- . exterior lifeline, laced on 53 mm stainless steel D rings : 1+1
- . interior lifeline, laced on 25 mm stainless steel D rings : 1+1

HULL (NAVY GREY)

HULL - CONSTRUCTION

- . glass reinforced plastic : yes
- . deck w/all surface reinforcements : yes
- . buoyancy foam, closed cells : 1107 L 39 cu. ft
- . gel coat: grey

HULL - STORAGE

- . underdeck fuel tank cavity w/ removable deck cover and access hatch : 1
- . bow box and anchor locker, molded with deck : 1
- . transom motor well, with storage underneath : 1

HULL - TRANSOM

- . engine transom pad (plywood) : 2

HULL - DRAINING

- . self-bailers, large flow, w/ scuppers : 4
- . electric bilge pump, ignition protected: 2
- . hull drain : 1

THIS MATERIAL CONTAINS PROPRIETARY DATA BELONGING TO ZODIAC INTERNATIONAL. UNAUTHORIZED DISCLOSURE, USE OR REPRODUCTION WILL RESULT IN LIABILITY. ZODIAC RESERVES THE RIGHT TO CHANGE THE SPECIFICATIONS OF THIS TECHNICAL DATA SHEET WITHOUT NOTICE.

Dimensions and weight + or - 3 % (5% on prototype)

page 3 / 9



ZODIAC INTERNATIONAL

DIVISION MARINE

HULL - LIFTING & TOWING

. transom towing rings, stainless steel :	2
. bow lifting rings on hull, stainless steel :	2
. transom lifting rings, stainless steel :	2
. bow mooring eye, stainless steel :	1

HULL - FUEL SYSTEM

. fuel tank, rotomolded polyethylene	2x310 L 2x81 us gal
. fuel sender & gauge	2+2
. fuel fill and fuel vent, on bow box	2+2
. fuel shut off valve, 2 ways	4

ACCESSORIES

. foot pump :	1
. repair kit :	1
. telescopic paddles:	2

THIS MATERIAL CONTAINS PROPRIETARY DATA BELONGING TO ZODIAC INTERNATIONAL. UNAUTHORIZED DISCLOSURE, USE OR REPRODUCTION WILL RESULT IN LIABILITY. ZODIAC RESERVES THE RIGHT TO CHANGE THE SPECIFICATIONS OF THIS TECHNICAL DATA SHEET WITHOUT NOTICE.

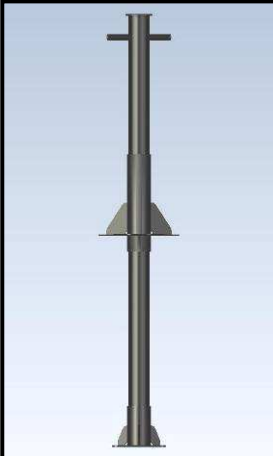
Dimensions and weight + or - 3 % (5% on prototype)

page 4 / 9

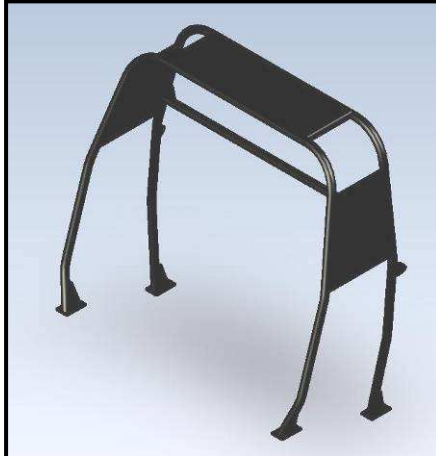


OPTIONS


(REFER TO ACCESSORIES TECHNICAL DATA SHEET)



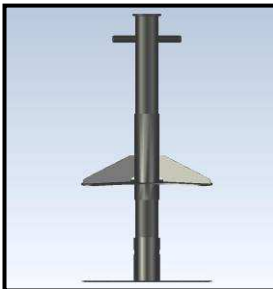
1) Tow post : Z66054



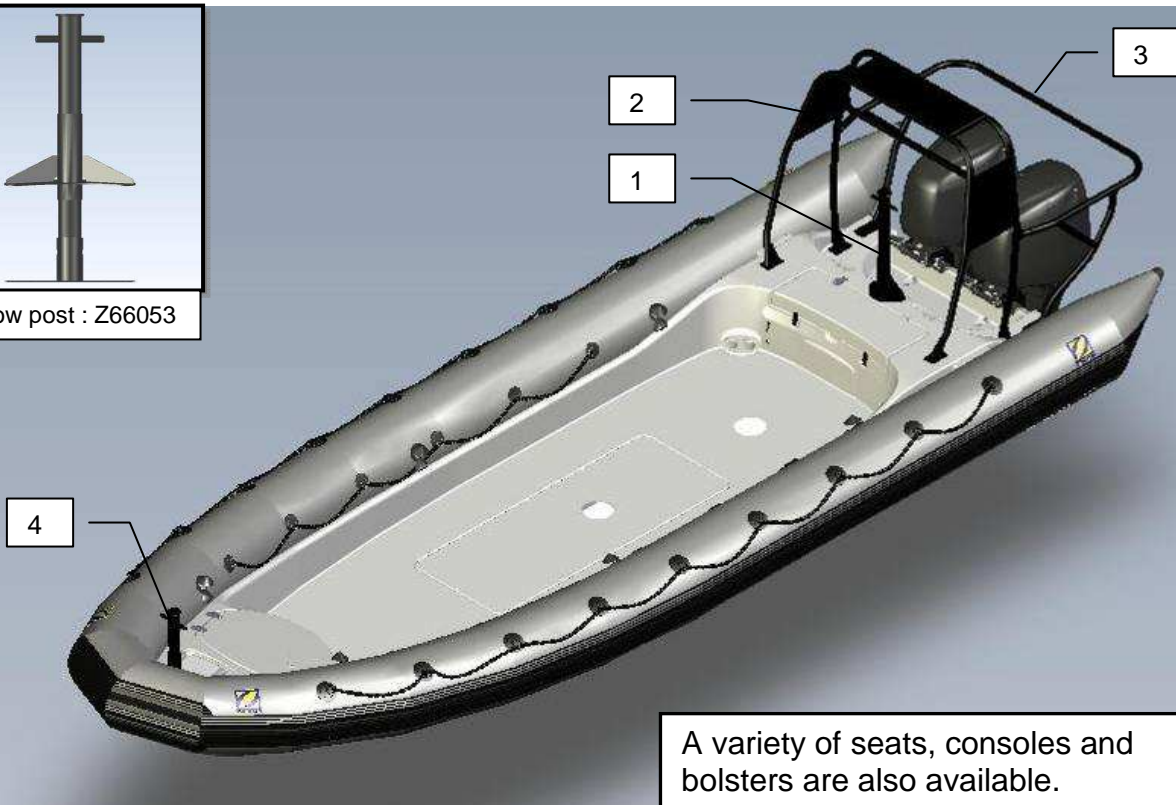
2) Aft frame : Z66052



3) Rope Guard : Z66055



4) Bow post : Z66053




A variety of seats, consoles and bolsters are also available.

THIS MATERIAL CONTAINS PROPRIETARY DATA BELONGING TO ZODIAC INTERNATIONAL. UNAUTHORIZED DISCLOSURE, USE OR REPRODUCTION WILL RESULT IN LIABILITY. ZODIAC RESERVES THE RIGHT TO CHANGE THE SPECIFICATIONS OF THIS TECHNICAL DATA SHEET WITHOUT NOTICE.

Dimensions and weight + or - 3 % (5% on prototype)





STANDARD DECK LAYOUTS




9 persons deck layout

- 1 x Z66058: aluminum console;
- 3 x Z1922: 1 pers. jockey seat;
- 3 x Z1057: 2 pers. jockey seat;
- 3 x Z1136: jockey seat handle;
- 1 x Z66053: bow post;
- 1 x Z66054: tow post;
- 1 x Z66052: aft frame;
- 1 x Z66055: rope guard.



7 persons deck layout

- 1 x Z66058: aluminum console;
- 1 x Z1922: 1 pers. jockey seat;
- 3 x Z1057: 2 pers. jockey seat;
- 3 x Z1136: jockey seat handle;
- 1 x Z66053: bow post;
- 1 x Z66054: tow post;
- 1 x Z66052: aft frame;
- 1 x Z66055: rope guard.



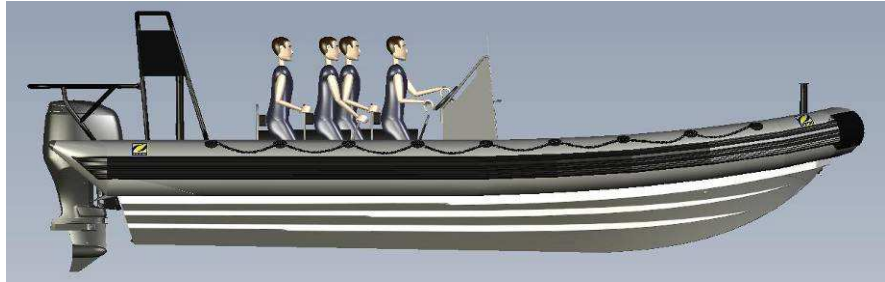
THIS MATERIAL CONTAINS PROPRIETARY DATA BELONGING TO ZODIAC INTERNATIONAL. UNAUTHORIZED DISCLOSURE, USE OR REPRODUCTION WILL RESULT IN LIABILITY. ZODIAC RESERVES THE RIGHT TO CHANGE THE SPECIFICATIONS OF THIS TECHNICAL DATA SHEET WITHOUT NOTICE.

Dimensions and weight + or - 3 % (5% on prototype)

page 6 / 9





STANDARD DECK LAYOUTS




6 persons deck layout

- 1 x Z66058: aluminum console;
- 3 x Z1057: 2 pers. jockey seat;
- 2 x Z1136: jockey seat handle;
- 1 x Z66053: bow post;
- 1 x Z66054: tow post;
- 1 x Z66052: aft frame;
- 1 x Z66055: rope guard.



5 persons deck layout

- 1 x Z66058: aluminum console;
- 1 x Z1922: 1 pers. jockey seat;
- 2 x Z1057: 2 pers. jockey seat;
- 2 x Z1136: jockey seat handle;
- 1 x Z66053: bow post;
- 1 x Z66054: tow post;
- 1 x Z66052: aft frame;
- 1 x Z66055: rope guard.



THIS MATERIAL CONTAINS PROPRIETARY DATA BELONGING TO ZODIAC INTERNATIONAL. UNAUTHORIZED DISCLOSURE, USE OR REPRODUCTION WILL RESULT IN LIABILITY. ZODIAC RESERVES THE RIGHT TO CHANGE THE SPECIFICATIONS OF THIS TECHNICAL DATA SHEET WITHOUT NOTICE.

Dimensions and weight + or - 3 % (5% on prototype)

page 7 / 9



ZODIAC INTERNATIONAL

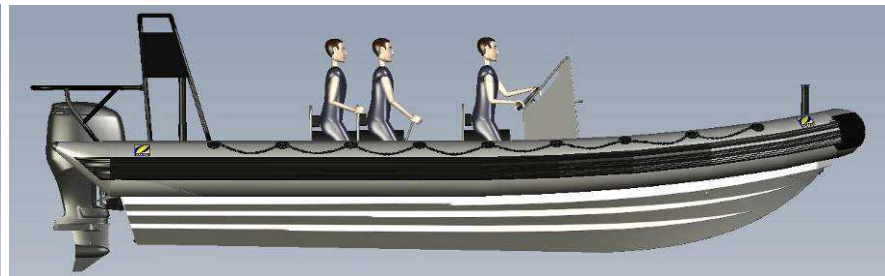

DIVISION MARINE

STANDARD DECK LAYOUTS



4 persons deck layout

- 1 x Z66058: aluminum console;
- 2 x Z1922: 1 pers. jockey seat;
- 1 x Z1057: 2 pers. jockey seat;
- 2 x Z1136: jockey seat handle;
- 1 x Z66053: bow post;
- 1 x Z66054: tow post;
- 1 x Z66052: aft frame;
- 1 x Z66055: rope guard.



3 persons deck layout

- 1 x Z66058: aluminum console;
- 1 x Z1922: 1 pers. jockey seat;
- 1 x Z1057: 2 pers. jockey seat;
- 1 x Z1136: jockey seat handle;
- 1 x Z66053: bow post;
- 1 x Z66054: tow post;
- 1 x Z66052: aft frame;
- 1 x Z66055: rope guard.

IN LINE



THIS MATERIAL CONTAINS PROPRIETARY DATA BELONGING TO ZODIAC INTERNATIONAL. UNAUTHORIZED DISCLOSURE, USE OR REPRODUCTION WILL RESULT IN LIABILITY. ZODIAC RESERVES THE RIGHT TO CHANGE THE SPECIFICATIONS OF THIS TECHNICAL DATA SHEET WITHOUT NOTICE.

Dimensions and weight + or - 3 % (5% on prototype)

page 8 / 9




STANDARD DECK LAYOUTS



3 persons deck layout

DELTA

- 1 x Z66058: aluminum console;
- 3 x Z1922: 1 pers. jockey seat;
- 2 x Z1136: jockey seat handle;
- 1 x Z66053: bow post;
- 1 x Z66054: tow post;
- 1 x Z66052: aft frame;
- 1 x Z66055: rope guard.



THIS MATERIAL CONTAINS PROPRIETARY DATA BELONGING TO ZODIAC INTERNATIONAL. UNAUTHORIZED DISCLOSURE, USE OR REPRODUCTION WILL RESULT IN LIABILITY. ZODIAC RESERVES THE RIGHT TO CHANGE THE SPECIFICATIONS OF THIS TECHNICAL DATA SHEET WITHOUT NOTICE.

Dimensions and weight + or - 3 % (5% on prototype)

page 9 / 9